



Jukka Paasonen
paazio@lulop.org
<http://paazio.nanbudo.fi/>

Synchronicity PBS

Table of Contents

1 Categories of usage.....	2
1.1 Guest.....	2
1.2 Client.....	2
1.3 Publisher.....	3
1.4 Dual status, Client&Publisher.....	3
1.5 Moderator.....	3
1.6 Administrator.....	3
1.7 Grand master.....	3
2. Publisher side.....	3
2. Dynamically dedicated prices.....	4
3. Grouping titles.....	7
4. Client.....	8

1 Categories of usage

The LULOP2 platform is divided into categories by the type of usage:

- Browsing
- Buying
- Publishing
- Administration
- Debugging.

The left side menu is divided to the similar categories as the usage types. There can more or less functions available depending of the type of the user.

By these rules, there are different types of users:

- Guest
- Client
- Publisher
- Dual status Client&Publisher
- Moderator
- Administrator
- Grand master.

Each of these users have different accesslevels and the higher the accesslevel goes the more privileges the user will have.

1.1 Guest

This type of user can only browse the content of the platform and cannot buy or sell on it. This is the user that has not logged in or has no user account.

1.2 Client

Client has the privileges to buy any content which he/she can see on the platform while logged in. In some instances, there are some content visible while not logged in, but when logged in, that content is unavailable. This is controlled by the rules made either Publisher or Administrator.

1.3 Publisher

1.4 Dual status, Client&Publisher

1.5 Moderator

1.6 Administrator

1.7 Grand master

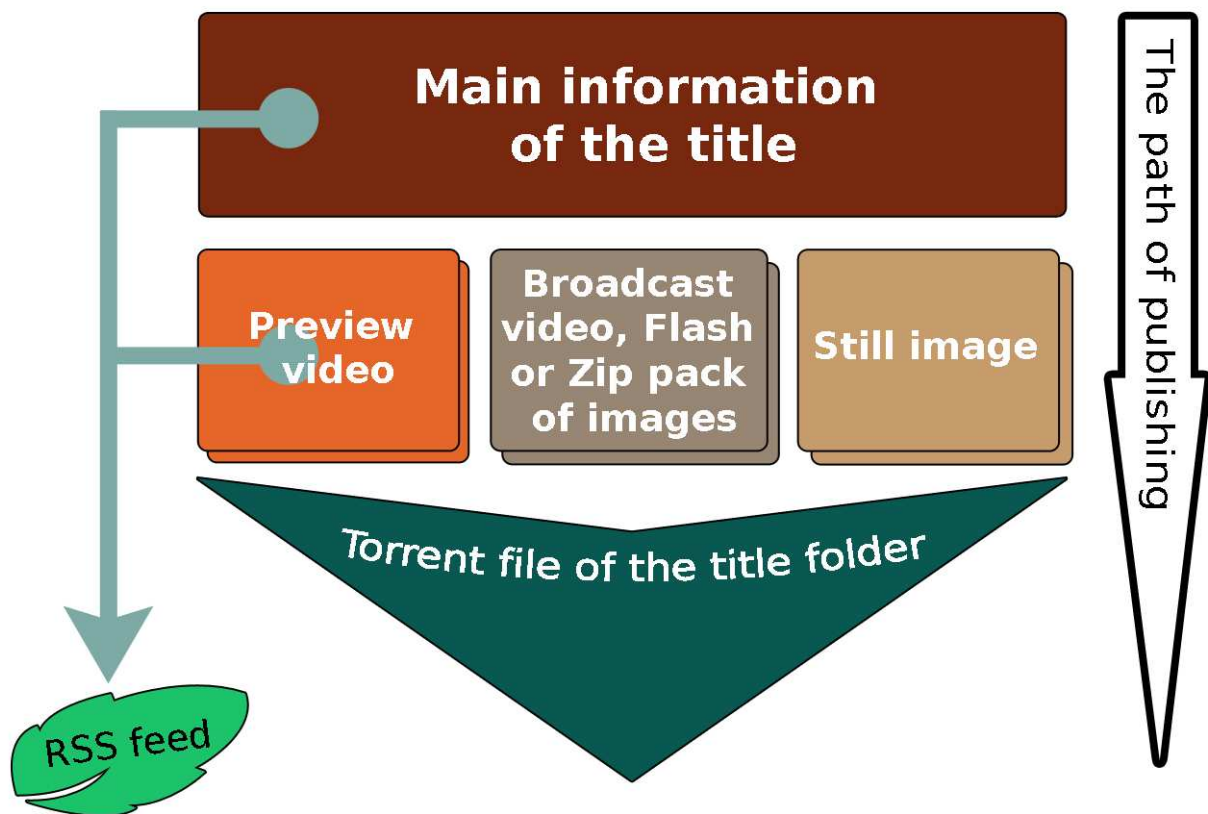
The user with understanding how the code actually works and therefore he/she can debug it. As a result of these users, the platform development is done.

2. Publisher side

Note that this document always applies on the current system, not on the one that is the objective.

There are two ways of bringing files to the server and to ways of publishing them. Publisher can either upload files via web site upload page or use ftp for it. Publishing can be done either from the website using prewrited information file or adding info there, or use the previously mentioned infofile and use automated publishing which applies to the files and informations after the last file is uploaded.

The last mentioned way needs to be enabled by the user and by the system.



2. Dynamically dedicated prices

Mainly in Lulop 0.1

Publisher --> Client

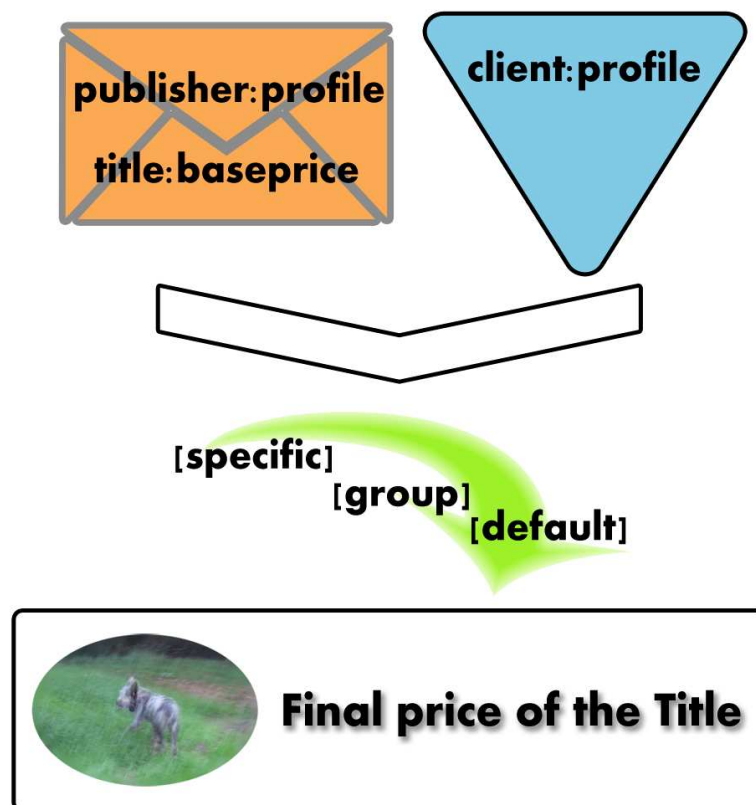
With profiles in LULOP 2

publisher:profile ---> client:profile

publisher:profile ---> group_of_clients:profiles

publisher:profile ---> default[client:profile]

where publiher and client are the usernames and profile is the name of their currently active profiles.



Each title has a baseprice and to calculate the correct price for some client, there needs to be information of the publisher and the publisher profile which apply to this title.

With these informations is the final price calculated.

Since it is sometimes too much work for each publisher to give for every client their own price and specially when there are many profiles, it multiplies the amount of assignments.

For this reason there are one default table which covers all the clients and their profiles.

Then there are segmented defaults as well, for each group of clients which are categorized by administrator.

From these defaults mentioned above, publisher can assign indivial prices and

those which publishers marking does not cover, are used from the default tables.

These default sets can be found from the database table called "maincasts".

When client creates a new profile, it is automatically added to the lulopcast table and given an coefficient of one (1), but the editing time of that value is left all into zeroes (0000-00-00 00:00:00) so admin can easily find it.

Pricetype can be one of the following:

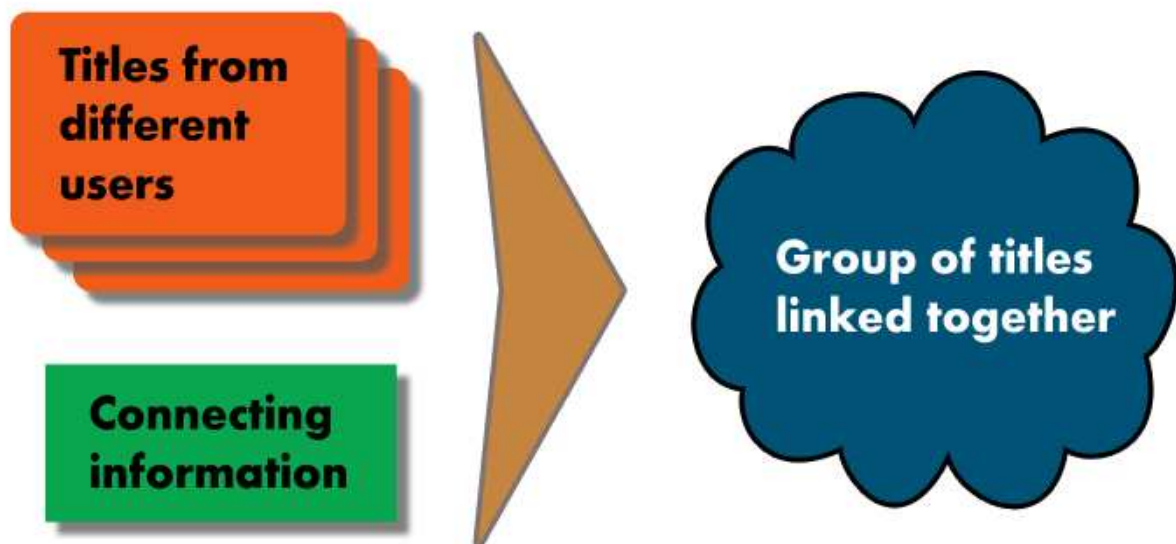
- 1 All the videos in the title
- 2 Per video clip
- 10+ Number of minimum amount of seconds

3. Grouping titles

The usage of the grouping system is quite simple, a title can be assigned to a group as an extra feature for it. It does not outclude it from the other areas where the title might be.

When a title is a part of a group, there is a small "group" icon showing this beside a name of the group.

Table called "content_groups" has the information which is joining these titles.



4. Client

User

Profile

Maincast